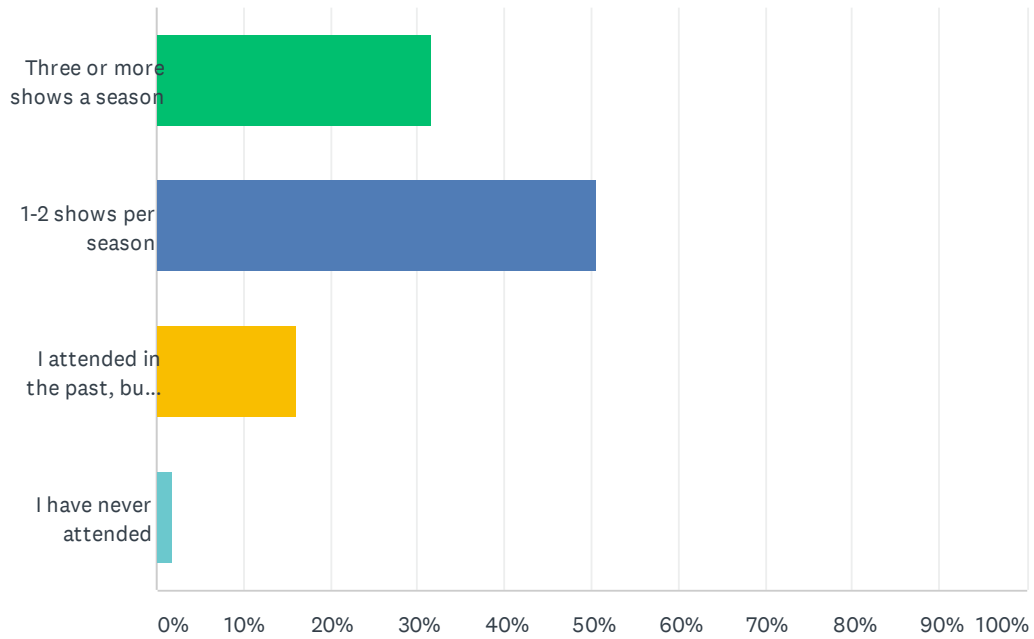


Q1 How often do you attend Weill Center shows each season?

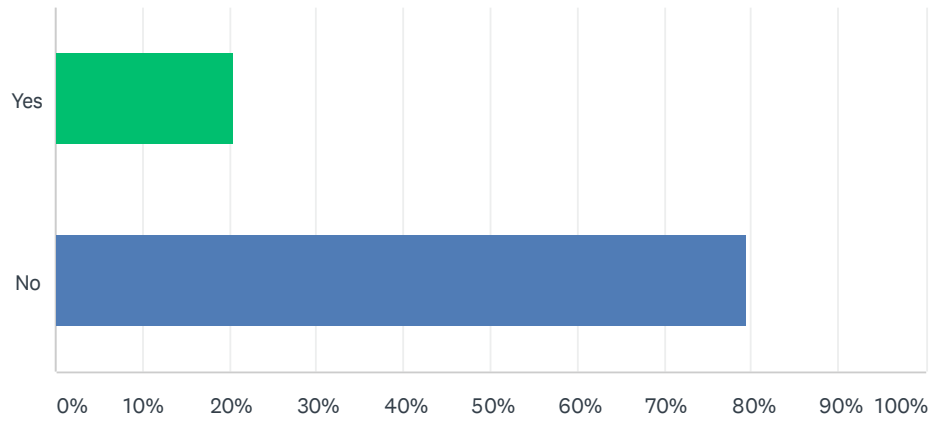
Answered: 661 Skipped: 0



ANSWER CHOICES	RESPONSES	
Three or more shows a season	31.62%	209
1-2 shows per season	50.53%	334
I attended in the past, but not in 2019-20 season	16.04%	106
I have never attended	1.82%	12
TOTAL		661

Q2 Are you a Weill Center donor, member or sponsor?

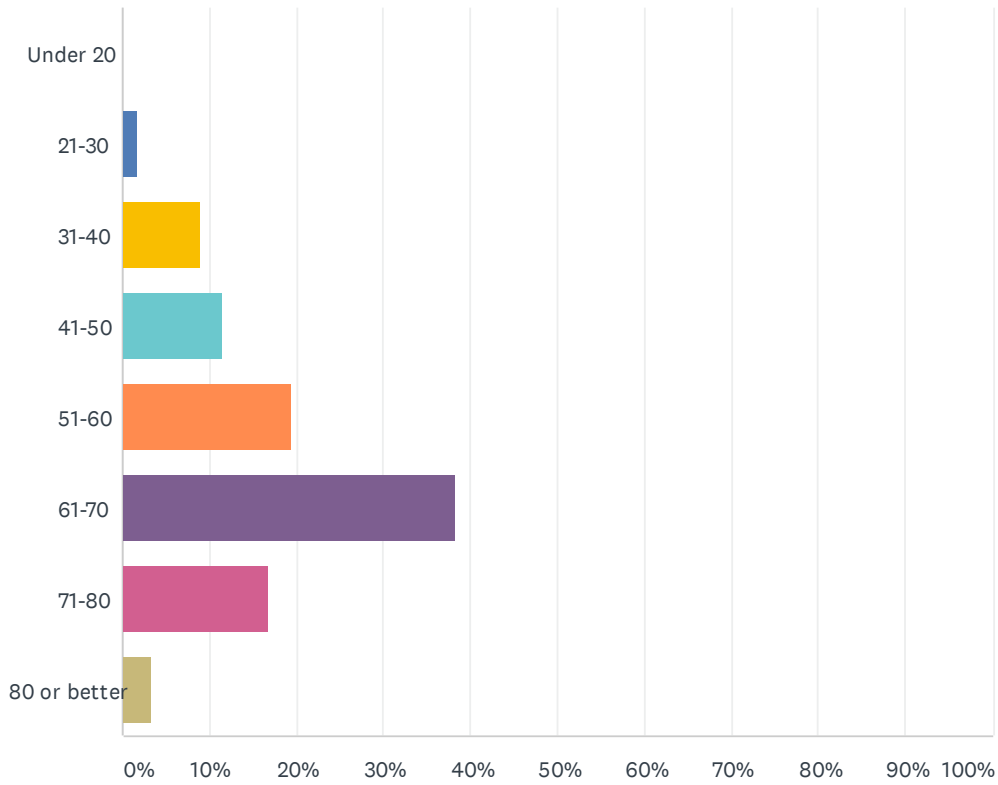
Answered: 661 Skipped: 0



ANSWER CHOICES	RESPONSES	
Yes	20.57%	136
No	79.43%	525
TOTAL		661

Q3 What is your age?

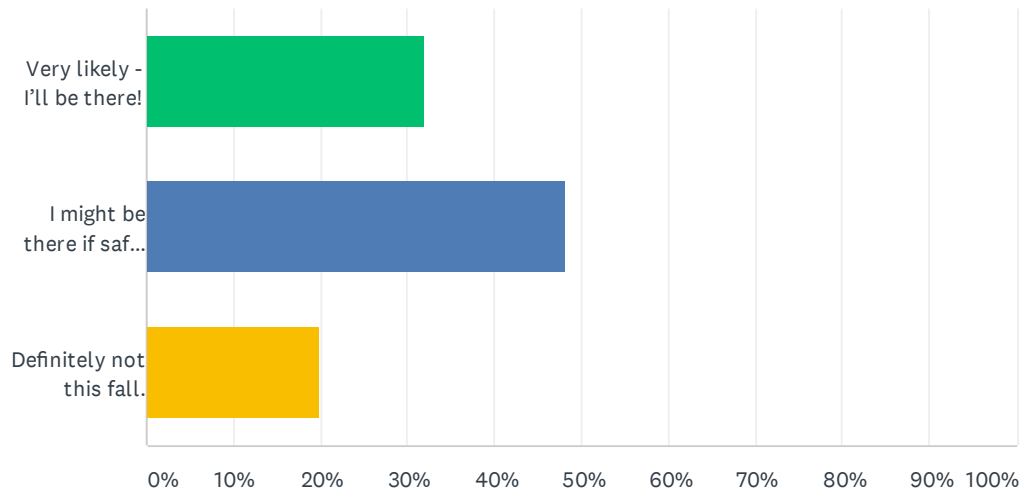
Answered: 661 Skipped: 0



ANSWER CHOICES	RESPONSES	
Under 20	0.00%	0
21-30	1.66%	11
31-40	9.08%	60
41-50	11.50%	76
51-60	19.36%	128
61-70	38.28%	253
71-80	16.79%	111
80 or better	3.33%	22
TOTAL		661

Q4 How likely are you to return to the Weill Center in Fall 2020 (Sept. – Dec.)?

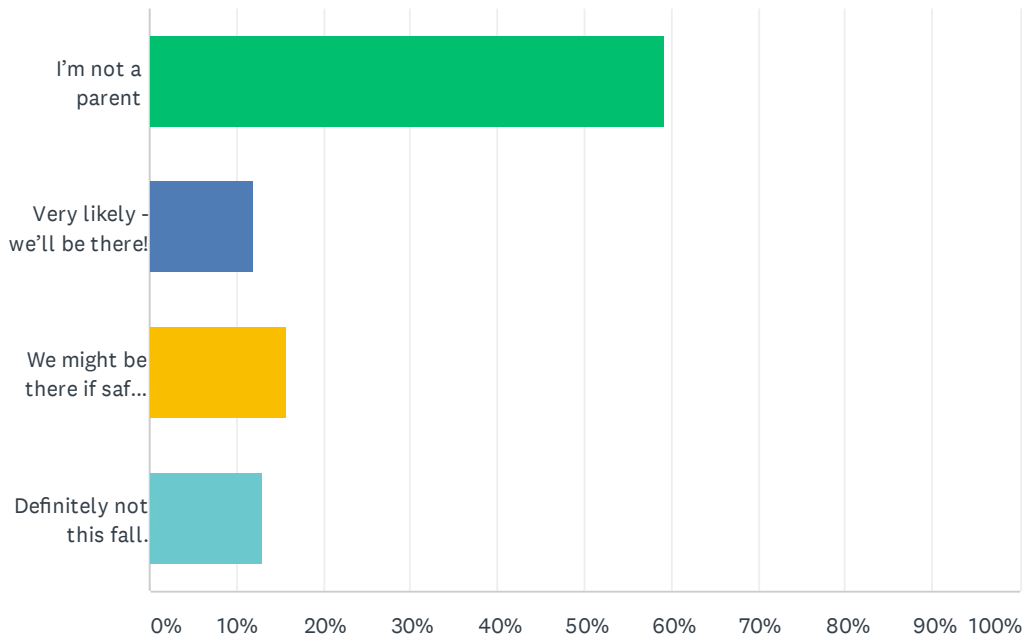
Answered: 661 Skipped: 0



ANSWER CHOICES	RESPONSES	
Very likely - I'll be there!	31.92%	211
I might be there if safety precautions are taken.	48.11%	318
Definitely not this fall.	19.97%	132
TOTAL		661

Q5 If you are a parent, how likely are you to bring your family to the Weill Center in Fall 2020 (Sept. – Dec.)?

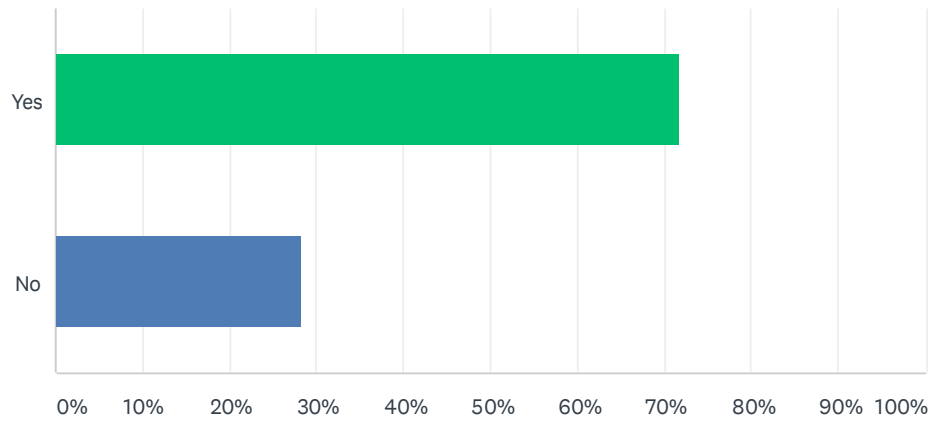
Answered: 661 Skipped: 0



ANSWER CHOICES	RESPONSES	
I'm not a parent	59.30%	392
Very likely - we'll be there!	11.95%	79
We might be there if safety precautions are taken.	15.73%	104
Definitely not this fall.	13.01%	86
TOTAL		661

Q6 Would you attend an event at the Weill Center if required to wear a mask?

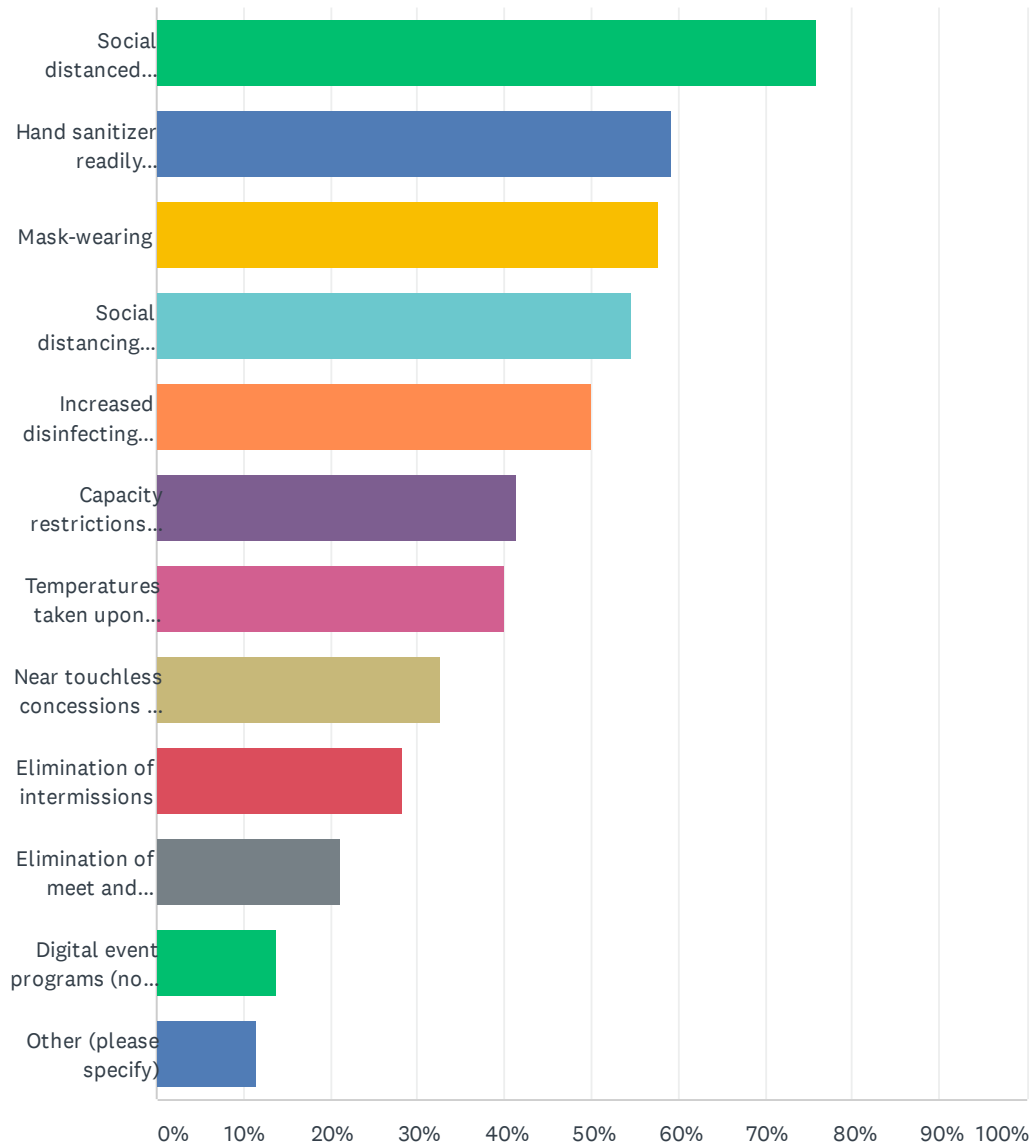
Answered: 661 Skipped: 0



ANSWER CHOICES	RESPONSES	
Yes	71.71%	474
No	28.29%	187
TOTAL		661

Q7 What safety precautions would need to be in place for you feel comfortable attending a show this fall? (Check your 5 most important precautions)

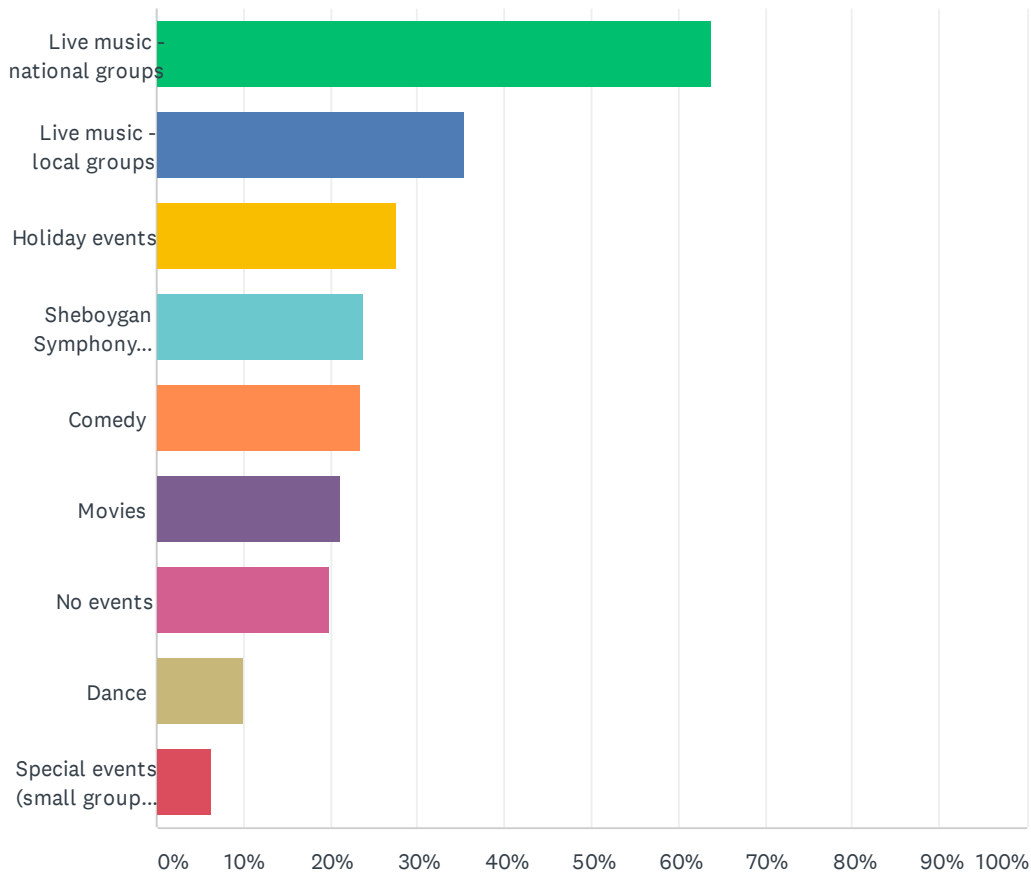
Answered: 661 Skipped: 0



ANSWER CHOICES	RESPONSES	
Social distanced seating /capacity restrictions	75.95%	502
Hand sanitizer readily available	59.30%	392
Mask-wearing	57.64%	381
Social distancing around the theater	54.61%	361
Increased disinfecting between shows	50.08%	331
Capacity restrictions on restrooms	41.45%	274
Temperatures taken upon entry	39.94%	264
Near touchless concessions and ticketing experience	32.68%	216
Elimination of intermissions	28.29%	187
Elimination of meet and greets, VIP experiences	21.03%	139
Digital event programs (no physical programs)	13.77%	91
Other (please specify)	11.50%	76
Total Respondents: 661		

Q8 What events are you likely to attend with the current state of COVID-19? (Check all that apply)

Answered: 661 Skipped: 0



ANSWER CHOICES	RESPONSES	
Live music - national groups	63.84%	422
Live music - local groups	35.40%	234
Holiday events	27.53%	182
Sheboygan Symphony Orchestra	23.90%	158
Comedy	23.45%	155
Movies	21.03%	139
No events	19.82%	131
Dance	10.14%	67
Special events (small groups): Wellness/workout sessions, tours	6.20%	41
Total Respondents: 661		

Q9 Do you have any additional feedback that you would like to share with the Weill Center at this time?

Answered: 661 Skipped: 0